

REALSIMPLE

There's an attachment for that

Need to dust your ceiling fan, degrease your keyboard, or even groom your dog? With the right add-ons, your vacuum can do all those things and more.

WRITTEN BY Stephanie Sisco

THE CORE FOUR

Most vacuums come with these accessories, which handle a host of chores.

ATTACHMENT	HOW IT WORKS	OTHER USES
 <p>EXTENSION WAND</p>	Standard versions of this sturdy plastic tube add 18 inches to your upright's hose, so you can reach high fan blades, light fixtures, air vents, door frames, or the top of a tall piece of furniture—no stepladder climbing (or countertop scaling) required. It allows you to keep your arms close to your body, preventing strain and fatigue.	Dropped coins or jewelry between the couch cushions? Stretch a piece of nylon panty hose over the opening to suck up small items and retrieve them without getting them stuck in the machine.
 <p>UPHOLSTERY TOOL</p>	From four to six inches wide, this piece directs a band of suction over upholstery fibers. Red microfiber strips (at the edges of most versions) help draw out lint. You may need to flip the attachment while the vacuum is running to remove debris caught in the strips.	Give mattresses and carpeted stairs a once-over with this tool to pick up dust and hair.
 <p>CREVICE CLEANER</p>	The angled tip helps this 8- to 12-inch-long piece grab debris from tight spots, like baseboard edges and under the front of the oven, the washer, and other appliances.	Suction out smaller spots, too. Clear dust from a doorjamb, dirt from a window track, cobwebs from corners, crumbs from car seats, and debris lodged in tufted upholstery.
	SIDE NOTE Have a seam ripper on hand? It's a quick fix for dislodging hair and other debris wrapped around a brush roll.	
 <p>DUSTING BRUSH</p>	Inch-long bristles surround the opening of this tool, providing gentle abrasion to dislodge dust particles from lamp shades, window treatments, baseboards, and window screens without any scratching.	Dust air vents and refrigerator coils, chair and table legs, the inset panels of doors and cabinets, and small decorative pieces, like clocks and bookends.




ADD-ON ATTACHMENTS

You have to buy these à la carte from the vacuum manufacturer; pick and choose your favorites.

ATTACHMENT	HOW IT WORKS	OTHER USES
 <p>FAN BLADE DUSTER</p>	Affix this piece to your extension wand and you can easily reach and surround each fan blade. Start at the fan's core, then pull the duster toward the end of the blade. The broom head will sweep the bottom while a (removable, machine-washable) micro-fiber cloth brushes dust from the top. The debris is sucked into the hose via the bristles.	Conquer cobwebs in high corners with the same sweep-and-suction method.
	SIDE NOTE This piece works exclusively with Dirt Devil vacuums. Have a different type? Learn a quick and easy fan-cleaning method you can do without a vacuum at realsimple.com/fan-cleaning .	
 <p>FLOOR SWEEPER</p>	Vacuum wood and tile floors in overlapping rows using this 12-inch-wide floor brush. The soft, half-inch bristles combined with the vacuum's suction pick up more dirt more quickly than a dust pan and broom can.	Run it over low-pile rugs to clean them without the risk of the rug material getting sucked into the machine.
 <p>MULTI-ANGLE BRUSH</p>	A curved hose and a pivoting head help this soft-bristled tool maneuver into the challenging nooks of light fixtures, car-door compartments, sliding closet tracks, and more.	Capture grime on blinds, baseboards, and out-of-the-way crown molding, too.
 <p>POWER BRUSH</p>	A non-clunky fix for carpeted stairs, this mini motorized tool with a rotating brush roll sucks up dust in seconds, step by step.	Clear dirt and dust from other tight spaces, like the floor of a powder room or a small closet.
	SIDE NOTE Have a seam ripper on hand? It's a quick fix for dislodging hair and other debris wrapped around a brush roll.	
 <p>MATTRESS REFRESHER</p>	Move this eight-inch-wide piece in short strokes, section by section, to pick up lint, dirt, and allergens from a mattress surface.	It doubles as an upholstery tool for large pieces of furniture, like sofas and daybeds.
 <p>CAR-CLEANING NOZZLE</p>	This four-inch-wide wedge-shaped tool attaches to the hose of a wet-dry vacuum to provide targeted suction on carpeted car mats. It grabs every last bit of sand or animal crackers.	Try it on patio furniture. It's more precise than hosing, so you'll get a more nitty-gritty clean.
 <p>RADIATOR BRUSH</p>	This stiff-bristle piece fits over the crevice tool of Miele vacuums and is thin enough to wedge between home radiator fins for fast, effective cleaning. (Once a year is the pros' recommendation.) If your machine isn't a Miele, use a bottle brush to dislodge the debris, then suck it up with your vacuum's dusting tool.	Run it over refrigerator coils and vent slats. The bristles make quick work of stubborn buildup.

ODDIES BUT GOODIES

They may seem more novelty than necessity, but these three little gizmos are great for specialized jobs.

COMPUTER CLEANER	PET GROOMER	DRAIN UNCLOGGER
 <p>HOW IT WORKS: Clear the grime from keyboards with this micro-dusting accessory set (which fits most vacuums), which includes a 36-inch-long hose, a mini extension wand, two brush tools, and a crevice attachment. Also ideal for the interior of a sewing machine.</p>	 <p>HOW IT WORKS: Have a furry friend with lots of hair to spare? Brush your dog with Dyson's Groom tool (\$70, dyson.com). It suction up fur so the hair doesn't gunk up your brush—or your sofa. Don't have a Dyson? The FURminator FurVac accessory (\$12, amazon.com) adapts to most vacuums to perform the same task using the FURminator brush (\$63, amazon.com).</p>	 <p>HOW IT WORKS: Add this rubber suction cup to a wet-dry vacuum to pull up stubborn gunk—or dropped jewelry—from a sink, a shower, or a tub drain. Word of advice: The output gets gross, so wear rubber gloves. To buy: Shop-Vac Drain Hero tool, \$12, amazon.com.</p>