




GRASS

WHEN TO TREAT
As soon as possible.

MACHINE WASHABLES
Pretreat with stain remover or liquid laundry detergent. Launder using hottest water safe for fabric.

NONWASHABLES
Apply diluted white vinegar to the stain with an eyedropper. Flush the spot with cool water.



INK

WHEN TO TREAT
As soon as possible.

MACHINE WASHABLES
Pretreat with stain remover and launder as usual. If stain remains, place on clean paper towels. Apply alcohol to stain, frequently replacing the paper towels as they get soaked. Rinse well and launder.

NONWASHABLES
Apply a solution of 1 part glycerin, 1 part white dishwashing detergent, 8 parts water, and a few drops of white vinegar. Let stand 30 minutes, adding solution to keep it moist. Rinse.



COFFEE OR TEA

WHEN TO TREAT
Sponge with cool water right away if possible.

MACHINE WASHABLES
Soak stain in cool water. Pretreat with a prewash stain remover, liquid laundry detergent, or a paste of detergent and water. Launder with chlorine bleach, if safe for fabric, or color-safe bleach.

NONWASHABLES
Apply diluted white vinegar to the stain with an eyedropper. Flush the spot with cool water.




PAIN

WHEN TO TREAT
Water base: rinse in warm water right away. Oil base: as soon as possible.

MACHINE WASHABLES
Water base: Rinse in warm water while stain is wet. Launder. Oil base: If the label on the paint can recommends a thinner, use that solvent for stain removal, or try turpentine. Rinse and launder.

NONWASHABLES
Water base: Sponge wet stain with warm water and blot with diluted dishwashing-scoop solution. Rinse. Oil base: Blot excess stain and take the fabric to a dry cleaner.




CHOCOLATE

WHEN TO TREAT
As soon as possible.

MACHINE WASHABLES
Pretreat in warm water with a product containing enzymes (read the label). Or treat with a prewash stain remover. Launder. If stain remains, rewash with a bleach safe for fabric.

NONWASHABLES
Apply diluted white vinegar to the stain with an eyedropper. Flush the spot with cool water.




PERSPIRATION

WHEN TO TREAT
As soon as possible.

MACHINE WASHABLES
Apply ammonia to fresh stains or white vinegar to old stains; rinse. Launder using hottest water safe for fabric, or wash with an enzyme product or color-safe bleach.

NONWASHABLES
Apply diluted white vinegar to the stain with an eyedropper. Flush the spot with cool water.




BLOOD

WHEN TO TREAT
Sponge with cold water right away if possible.

MACHINE WASHABLES
For fresh stains, soak in cold water (hot water sets stains), then launder. For dried stains, pretreat or soak in warm water with a product containing enzymes (read the label) and launder.

NONWASHABLES
Flush the stain with cold water. Apply diluted white vinegar to the stain with an eyedropper. Rinse the spot with cool water.









LIPSTICK

WHEN TO TREAT
As soon as you're able to apply special treatment.

MACHINE WASHABLES
Do not use water. Rub mineral oil into the stain and set for 15 minutes. Blot excess, then sponge with 1 part ammonia and 2 parts water. Rinse thoroughly.

NONWASHABLES
Same as for washables except wool or silk, which cannot be treated with ammonia and must be dry-cleaned.





RED WINE

WHEN TO TREAT
Blot with a clean, dry cloth right away.

MACHINE WASHABLES
Cover the stain with salt and stretch over a bowl. Pour boiling water onto the stain. Launder. If stain remains, apply diluted white vinegar to the stain with an eyedropper; flush with cool water; launder.

NONWASHABLES
Apply diluted white vinegar to the stain with an eyedropper. Flush the spot with cool water.



SAUCES

WHEN TO TREAT
Sponge with cold water right away if possible.

MACHINE WASHABLES
Apply diluted white vinegar to the stain with an eyedropper. Flush the spot thoroughly with cool water. Pretreat with a prewash stain remover and launder.

NONWASHABLES
Apply diluted white vinegar to the stain with an eyedropper. Flush the spot with cool water.