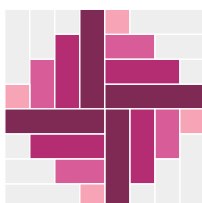







THE AMERICAN PATCHWORK & QUILTING®

Bucket List

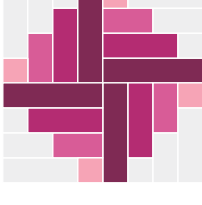





Make this year one for the books by crossing off a variety of fun quilting to-dos!

#APQBucketList



- 1. Use acrylic or paper templates to piece a block.
- 2. Donate a pillowcase to charity. (Add it to our online counter: AllPeopleQuilt.com/donate.)
- 3. Organize your fabrics and scraps.
- 4. Change your needle/replace your rotary cutter blade/clean your machine.
- 5. Identify a problem area in your sewing space and find a solution.
- 6. Attend a quilt guild meeting in your area.
- 7. Sew accurately using foundation piecing.
- 8. For one week, set aside 20 minutes a day to sew.
- 9. Sew a quilt using only your scraps and stash.
- 10. Get topsy-turvy with curved piecing.
- 11. Take a quilting class (in person or online).
- 12. Read the pattern completely before starting the project.
- 13. Submit a reader tip to our magazine at apqtips@meredith.com.
- 14. Take your handwork to a surprising location.
- 15. Join a fun quilt-along.
- 16. Creatively piece your quilt backing.
- 17. Go on a quilt retreat.
- 18. Machine-sew a decorative stitch sample.
- 19. Label a quilt. (Don't forget your name and the date!)
- 20. Take a picture/journal about each quilt you make this year.
- 21. Assemble a pincushion.
- 22. Sew a quilt for charity.
- 23. Meet your quilting hero (in person or online).
- 24. Make a quilt using only solids.
- 25. Slow down and hand-quilt.

See "Now Trending" in each 2019 issue of *American Patchwork & Quilting* magazine to help cross off items on this list.



- 26. Make a bed-size quilt, then snuggle under it.
- 27. Attend a national quilt show.
- 28. Read your sewing machine manual.
- 29. Change out all your quilts for a new season.
- 30. Visit a new quilt shop (with your best quilting buddies).
- 31. Try English paper piecing.
- 32. Explore a quilt museum.
- 33. Safely wash and store your quilts.
- 34. Finish a Christmas project before December.
- 35. Splurge on a quilting tool you've been eyeing.
- 36. Quilt your own project. (You can do it!)
- 37. Stay calm when you realize you've run out of bobbin thread while sewing.
- 38. Add a little (or a lot) of appliqué to a project.
- 39. Post a photo of a quilt you're proud of on social media.
- 40. Learn a new embroidery stitch.
- 41. Go on a shop hop.
- 42. For a week, spend 3 minutes picking up your work space after each sewing session.
- 43. Teach someone to sew.
- 44. Finish a UFO.
- 45. Make a two-color quilt.
- 46. Take part in a block exchange or swap fabric with a friend.
- 47. Alter a pattern to a size or colorway you like. (See color options in each issue for inspiration.)
- 48. Make a _____ quilt. (Fill in with a quilt you want to make.)
- 49. Make a _____ quilt. (Fill in with a quilt you want to make.)
- 50. Make a _____ quilt. (Fill in with a quilt you want to make.)