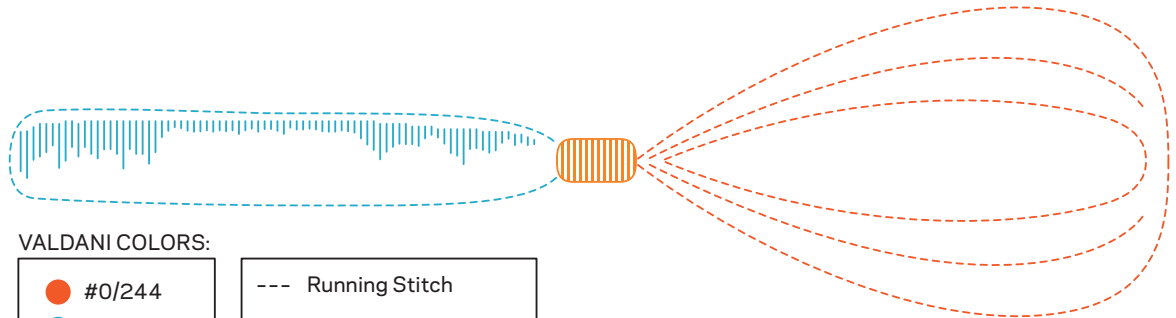


Project: Kitchen-Inspired Embroidered Linens



VALDANI COLORS:

● #0/244

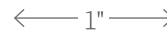
● #0/550

--- Running Stitch

▬▬▬ Fill with Satin Stitch

IN THE MIX
FULL-SIZE EMBROIDERY PATTERN


This box should measure 1".



* NOTE:

When printing a downloadable pdf, set Page Scaling preference to NONE to print patterns at 100%. Do NOT "Shrink to Fit" or "Fit to Printable Area."

Project: Kitchen-Inspired Embroidered Linens



IN THE MIX
FULL-SIZE EMBROIDERY PATTERN

VALDANI COLORS:

● #0/550

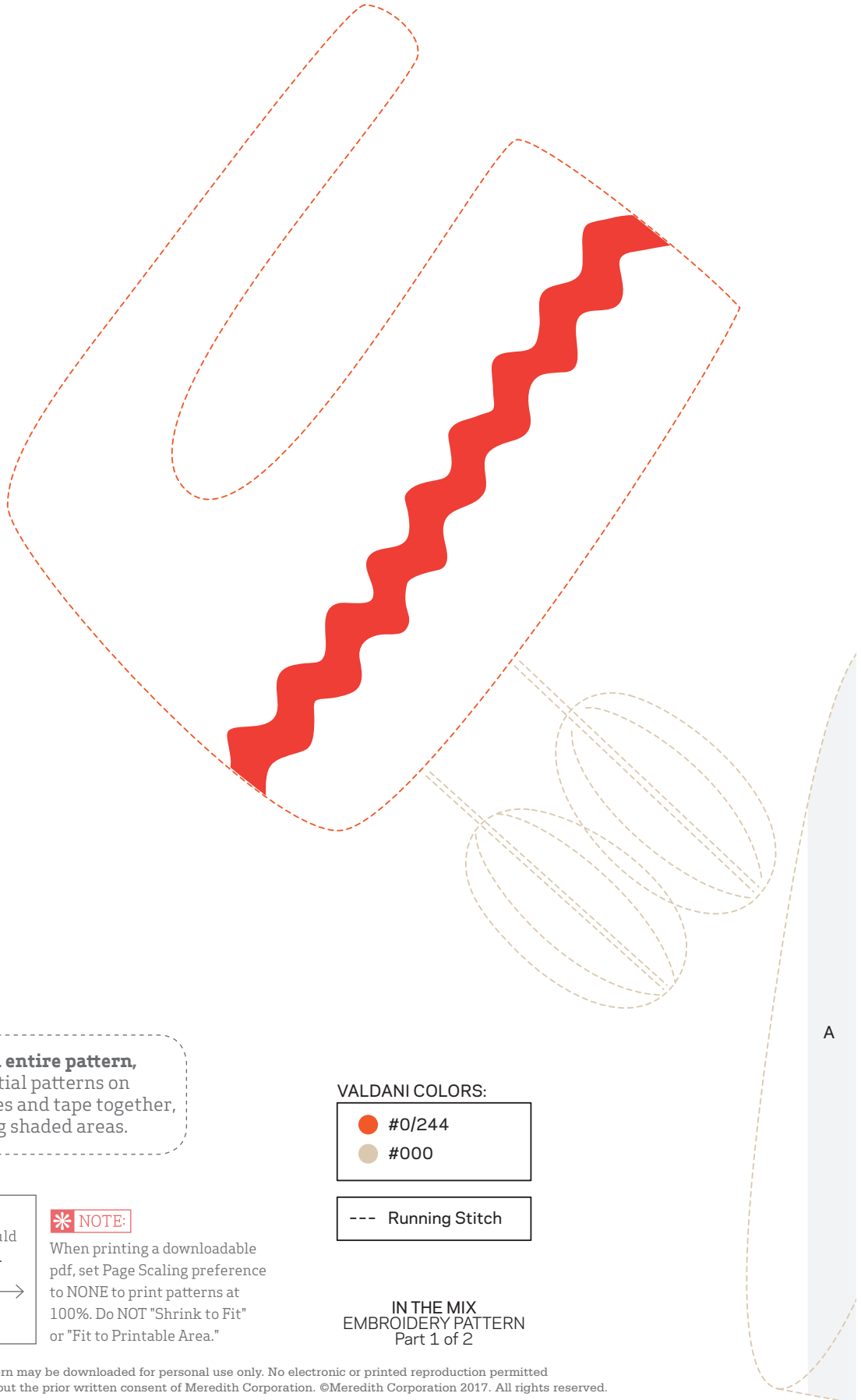
--- Off-Set Running Stitch

This box should measure 1".
← 1" →

* NOTE:

When printing a downloadable pdf, set Page Scaling preference to NONE to print patterns at 100%. Do NOT "Shrink to Fit" or "Fit to Printable Area."

Project: Kitchen-Inspired Embroidered Linens



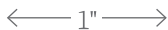
To make an entire pattern,
cut out partial patterns on
outside lines and tape together,
overlapping shaded areas.

VALDANI COLORS:

- #0/244
- #000

--- Running Stitch

This box should
measure 1".

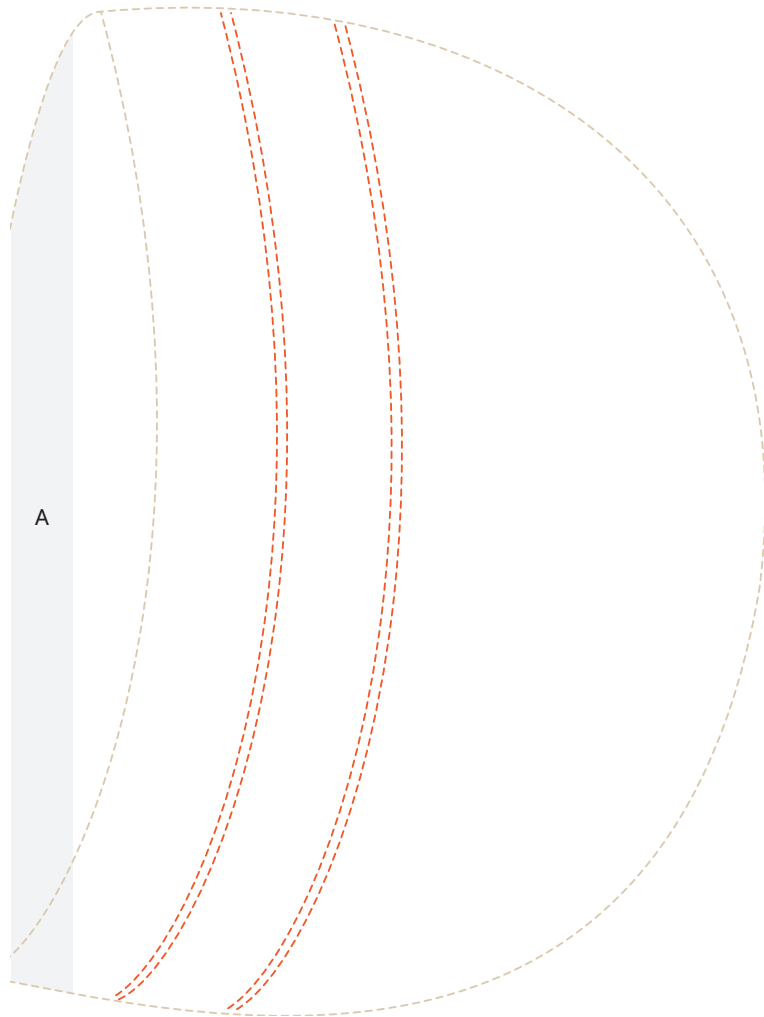


*** NOTE:**

When printing a downloadable
pdf, set Page Scaling preference
to NONE to print patterns at
100%. Do NOT "Shrink to Fit"
or "Fit to Printable Area."

IN THE MIX
EMBROIDERY PATTERN
Part 1 of 2

Project: Kitchen-Inspired Embroidered Linens



VALDANI COLORS:

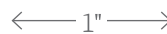
●	#0/244
●	#000

---	Running Stitch
-----	----------------

IN THE MIX
EMBROIDERY PATTERN
Part 2 of 2

To make an entire pattern,
cut out partial patterns on
outside lines and tape together,
overlapping shaded areas.

This box should
measure 1".



*** NOTE:**

When printing a downloadable pdf, set Page Scaling preference to NONE to print patterns at 100%. Do NOT "Shrink to Fit" or "Fit to Printable Area."