

Project: Dolly Madison's Star

Materials

- Solid yellow and muslin scraps

Finished block: 18" square

Cut the Fabrics

From solid yellow, cut:

- 14—3" squares, cutting each in half diagonally for a total of 28 small triangles
- 5—2½" squares

From muslin, cut:

- 4—6½" squares
- 2—5⅛" squares, cutting each in half diagonally for a total of 4 large triangles
- 10—3" squares, cutting each in half diagonally for a total of 20 small triangles
- 4—2½" squares

Assemble the Block

1. Lay out the solid yellow 2½" squares and muslin 2½" squares in three horizontal rows (**Diagram 1**). Sew together the squares in each row. Press the seam allowances toward the yellow squares. Then join the rows to make a Nine-Patch unit. Press the seam allowances open. The Nine-Patch unit should measure 6½" square, including seam allowances.
2. Sew together one solid yellow small triangle and one muslin small triangle to make a triangle-square (**Diagram 2**). Press the seam allowance toward the yellow triangle. Repeat to make a total of 12 triangle-squares.
3. Sew two muslin small triangles to a triangle-square to make a Triangle Unit 1 (**Diagram 3**). Press the seam allowances toward the triangle-square. Repeat to make a total of four Triangle Unit 1.

4. Sew two solid yellow small triangles to a triangle-square to make a Triangle Unit 2 (**Diagram 4**). Press the seam allowances toward the yellow triangles. Repeat to make a total of eight of Triangle Unit 2.

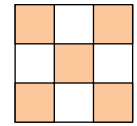


DIAGRAM 1



DIAGRAM 2

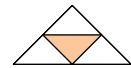


DIAGRAM 3
TRIANGLE UNIT 1

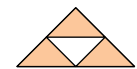


DIAGRAM 4
TRIANGLE UNIT 2

5. Sew together one Triangle Unit 1, two of Triangle Unit 2, and one muslin large triangle in pairs (**Diagram 5**). Press the seam allowances toward the Triangle Unit 1 and the muslin triangle. Then join the pairs to make a star point unit. The pieced star point unit should measure 6½" square, including seam allowances. Repeat to make a total of four star point units.

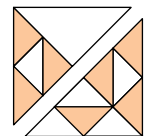
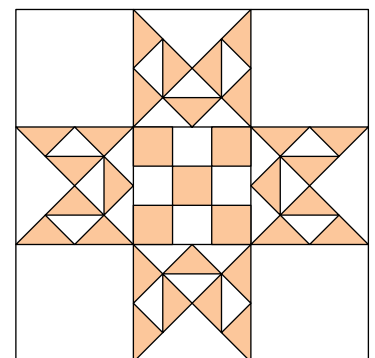


DIAGRAM 5

6. Lay out the Nine-Patch unit, four star point units, and four muslin 6½" squares in three horizontal rows (**Block Assembly Diagram**). Sew together the pieces in each row. Press the seam allowances toward the Nine-Patch unit and muslin squares. Then join the rows to make a block. Press the seam allowances in one direction.



BLOCK ASSEMBLY DIAGRAM