

WOODStore.net

Browse more than 1000 plans, projects, books, techniques, & more

Thank You!

Thank you for ordering a WOOD® magazine download. We hope you enjoy being part of our online experience and that you have fun expanding your woodworking skills.

Please remember that this copyrighted material is for your use only. It is unlawful to share this file with someone else or to reprint it in any form.

Bill Krier
Editor in Chief, WOOD magazine

Adobe Acrobat Reader Troubleshooting Guide

If you can read this page, your Acrobat Reader program is working correctly! But you may still have problems or specific issues, such as printing and saving your downloadable file.

My printer won't print the text correctly
Almost all printing problems are due to not enough free system resources memory. The files are very memory intensive because they include graphics, text, and photos. Close all other programs/applications and print directly out of the Acrobat Reader program, not your Web browser.

Patterns are not printing full-size
Make sure your printer is set to print at 100 percent and that "print to fit" is not checked. These settings are selected in the printer setup or printer options.

I can't save my file now that it's downloaded
You must save the plan when you download the file. Download the file again, except this time try right-clicking on the red download button. A menu window will open. Select "Save target as" or "Save link as" to save the file to your hard drive. Once saved, you can open it up with Adobe Acrobat Reader.

For more details on using Adobe Acrobat Reader please visit our online help section at:
<http://www.woodstore.net/clicherforde.html>

WOOD Store Customer Favorites


Shop Tools & Accessories



Indoor Furniture



Outdoor Furniture



Mission Furniture



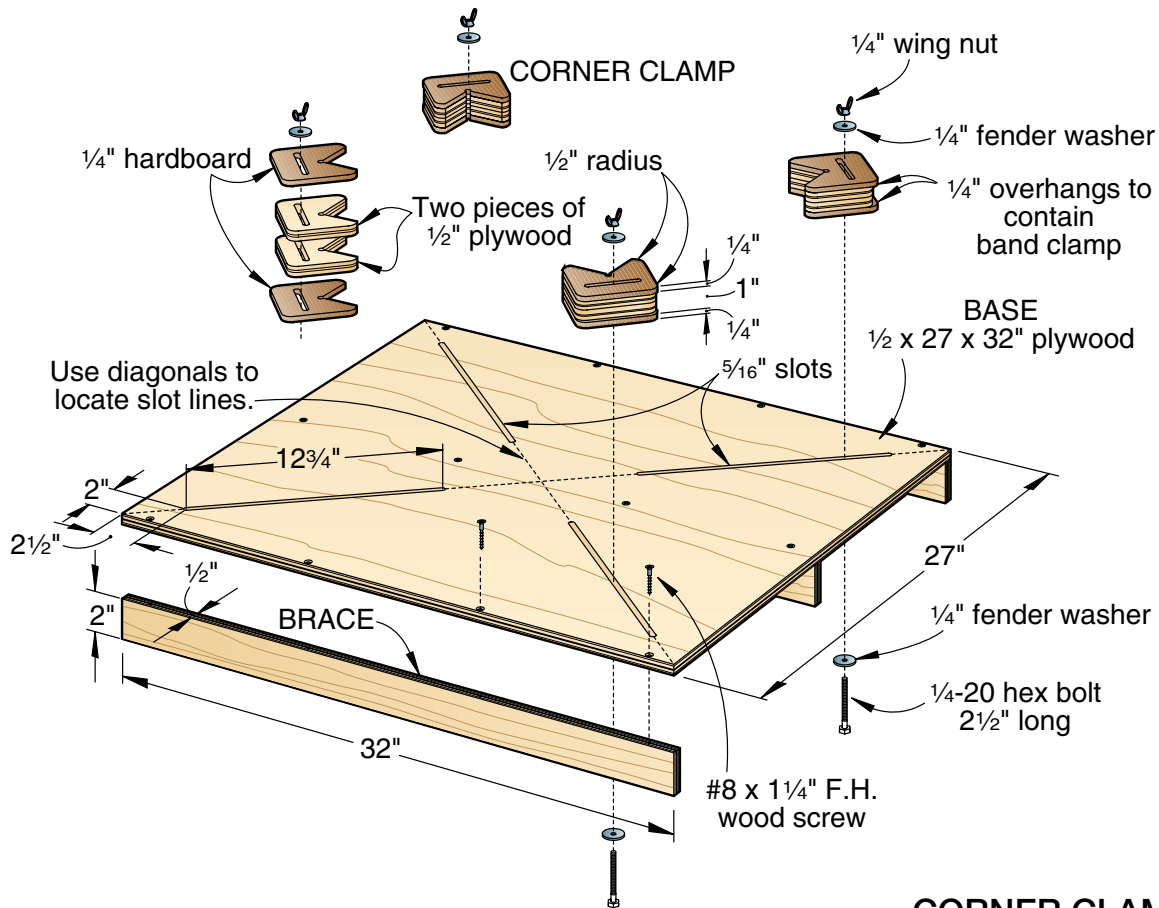
Visit the WOOD Store at:
WOODStore.net

EASY-ADJUST PICTURE FRAME JIG

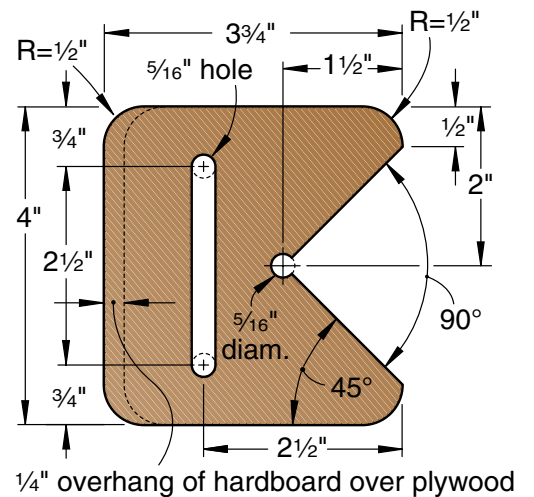
Ensure tight mitered corners while keeping frames flat.



PICTURE FRAME JIG



CORNER CLAMP



If you've ever assembled a picture frame, you know the difficulties of creating seamless miters and a flat glue-up. Sometimes numerous clamps and an extra set of hands don't seem to be enough. *WOOD*® magazine reader Dennis Parrot of Greenfield, Massachusetts, solved that problem with this adjustable frame jig.

Cut the base, braces, and corner clamps, as dimensioned above. Our jig measures 27×32", but you can increase your dimensions for larger frames. The three braces across the bottom keep the base flat when applying clamping pressure later.

Glue and clamp the corner clamp parts together. The overhanging hardboard captures the clamp banding when using the jig later. After marking diagonals on the base to locate the slot centerlines, we drilled a 5/16" hole at the end of each slot, connected the outer edges of the holes with straight lines, and cut the slots to shape with a jigsaw. Sand all the parts smooth and apply a clear finish. Later, secure a corner clamp to each slot with bolts, washers, and wing nuts, allowing just enough slack so the clamps can slide on the base.

To use the jig, place a corner clamp at each corner of the frame being clamped. Waxed paper beneath the frame corners prevents the glued joints from adhering to the base. Wrap a 1"-wide band clamp around the corner clamps and tighten, as shown in the photo on the first page. 🌲


More from WOOD Magazine

WOODStore.net

Browse more than 1,000 woodworking project plans, articles, tool reviews, books, techniques, & more. Each plan includes step-by-step instructions, professional color photography, and detailed illustrations.



Plans



Techniques



Articles



Publications

WOODmagazine.com

A WEALTH OF INFORMATION JUST A CLICK AWAY

The online presence of WOOD magazine, WOODmagazine.com speaks to online users of all woodworking skill levels with free woodworking plans, helpful forums, numerous articles, to help you become a better woodworker.



WOODWorkersCenter.com

LOOKING FOR INFORMATION FROM LEADING WOODWORKING COMPANIES?

WOODWorkersCenter.com is just the site for your woodworking tool, accessory, and service informational needs. Use the online info request feature to request these companies latest catalogs or info.



WOODmagazine.com/videos



PROFESSIONAL, PORTABLE VIDEO
The biggest names in woodworking help you build your skills with downloadable videos.



FREE MAGAZINE SUPPORT 24/7
WOOD magazine editors provide more than 120 streaming videos, from 2 to 10 minutes in length.



BY WOODWORKERS, FOR WOODWORKERS
Watch free videos of other woodworkers showing their stuff.



WATCH A DEMO BEFORE YOU BUY
Don't spend a penny on a tool or accessory until you learn how it works and what it can do.