

# WOODStore.net

Browse more than 1000 plans, projects, books, techniques, & more

## Thank You!

Thank you for ordering a WOOD® magazine download. We hope you enjoy being part of our online experience and that you have fun expanding your woodworking skills.

Please remember that this copyrighted material is for your use only. It is unlawful to share this file with someone else or to reprint it in any form.

Bill Krier  
Editor in Chief, WOOD magazine

## Adobe Acrobat Reader Troubleshooting Guide

If you can read this page, your Acrobat Reader program is working correctly! But you may still have problems or specific issues, such as printing and saving your downloadable file.

My printer won't print the text correctly  
Almost all printing problems are due to not enough free system resources memory. The files are very memory intensive because they include graphics, text, and photos. Close all other programs/applications and print directly out of the Acrobat Reader program, not your Web browser.

Patterns are not printing full-size  
Make sure your printer is set to print at 100 percent and that "print to fit" is not checked. These settings are selected in the printer setup or printer options.

I can't save my file now that it's downloaded  
You must save the plan when you download the file. Download the file again, except this time try right-clicking on the red download button. A menu window will open. Select "Save target as" or "Save link as" to save the file to your hard drive. Once saved, you can open it up with Adobe Acrobat Reader.

For more details on using Adobe Acrobat Reader please visit our online help section at:  
<http://www.woodstore.net/clicherforde.html>

## WOOD Store Customer Favorites


### Shop Tools & Accessories



### Indoor Furniture



### Outdoor Furniture




### Mission Furniture

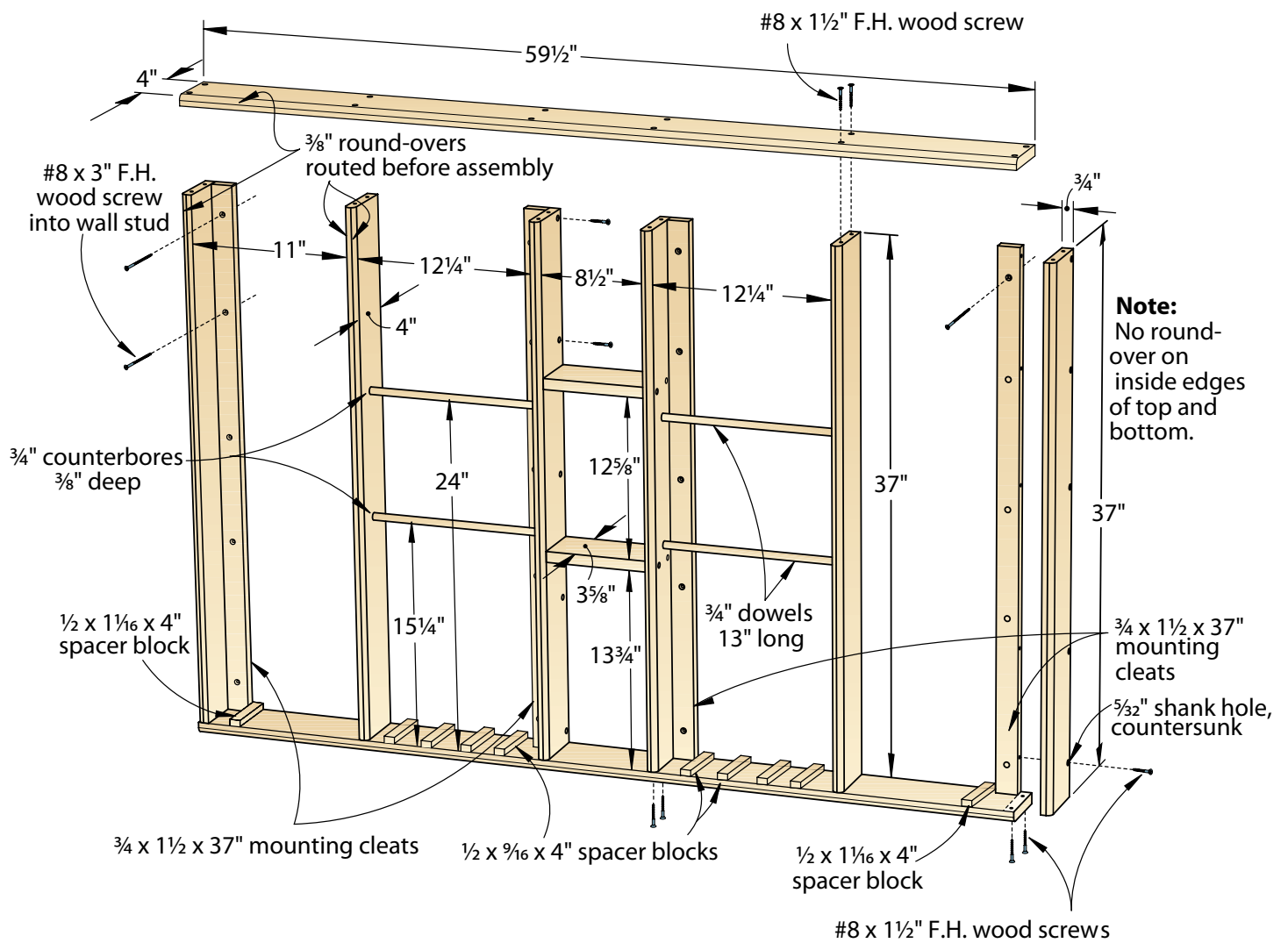


Visit the WOOD Store at:  
**WOODStore.net**

# FRAME-STYLE CLAMP HANGER

With its open-frame design, this rack accommodates a variety of clamps in a compact space.





It may not be apparent at first glance, but this simply constructed wall-mounted unit can store an assortment of 90 clamps. Made from inexpensive pine, it offers shelves and dowels for organizing anything from

pipe clamps to one-hand bar clamps to spring clamps. To build it, just follow the drawing dimensions below when cutting the pieces; then, assemble the unit with glue and screws. Or, if you wish, alter the design to better

suit your own clamp collection. Secure it to wall studs with screws or hang it with a cleat system. 🌲

Project design: **Rod Cox, St. Paul, Iowa**

# 3 Ways to better your woodworking

from the editors of **WOOD**® Magazine

## 1 All 26 Years of **WOOD**® on one Disc!



The easy searchable index takes you instantly to

<b>570</b> Tool Reviews	<b>810</b> Skill-building Techniques	<b>250</b> Shop Projects
<b>1,625</b> Shop Tips	<b>305</b> Furniture Projects	<b>920</b> Weekend Projects

Order online at [woodmagazine.com/DVDlibrary](http://woodmagazine.com/DVDlibrary)  
or by phone at **888-636-4478**

## 2 New Woodworking Videos **50% OFF!** When you buy two or more videos

Buy one at regular price (\$19<sup>95</sup> each) or save by purchasing two or more for **\$9<sup>95</sup>** each.



**Limited time offer!**  
Order today at  
[woodmagazine.com/videodvds](http://woodmagazine.com/videodvds)

## 3 1,300+ Shop-tested Woodworking Plans [woodmagazine.com/plans](http://woodmagazine.com/plans)

