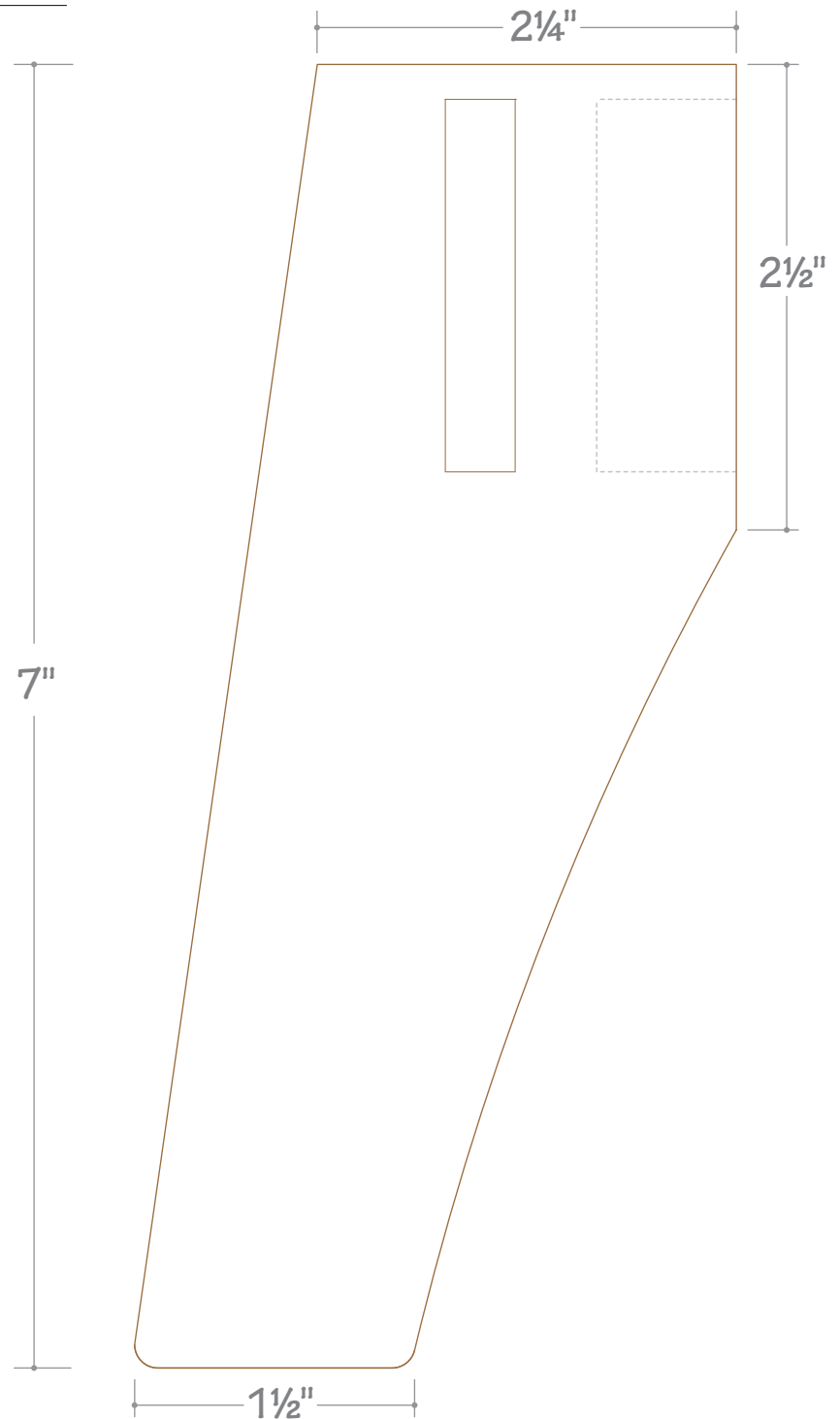
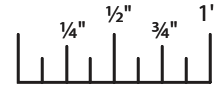


BLANKET CHEST LEG FULL-SIZE PATTERN

To ensure full-size patterns are correct size, your printer should be set to print at 100% (not fit to page). Measure full-size patterns to verify size.



The following pages includes fullsize patterns shown below for the *Blanket Chest*, and the *Stylish Entry Storage* in issue 280.


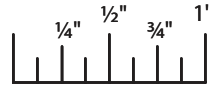
Please note: Printers vary. After printing and assembling the patterns, please measure them to verify that they match the indicated dimensions.



STYLISH ENTRY STORAGE

ENTRY STORAGE CORBEL FULL-SIZE PATTERN

To ensure full-size patterns are correct size, your printer should be set to print at 100% (not fit to page). Measure full-size patterns to verify size.



BLANKET CHEST