

Better Homes and Gardens®

WOOD PATTERNS

December 2022 / January 2023 Issue 286

The following pages includes fullsize patterns shown below for the *Compact Quilt Hanger*, and the *Dovetailed Chest* in issue 286.

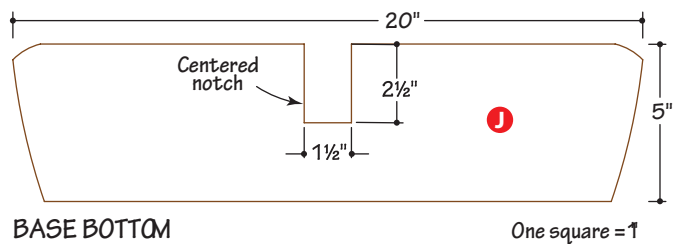
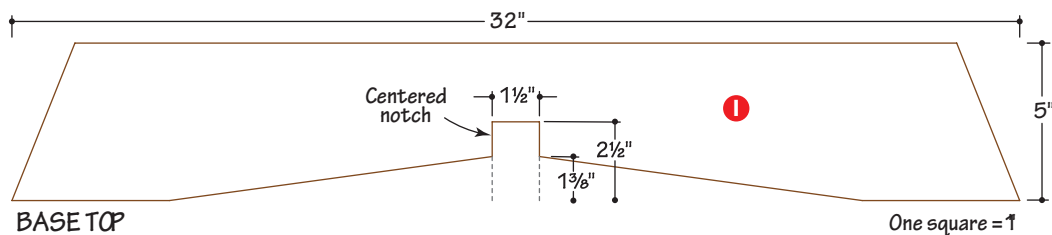
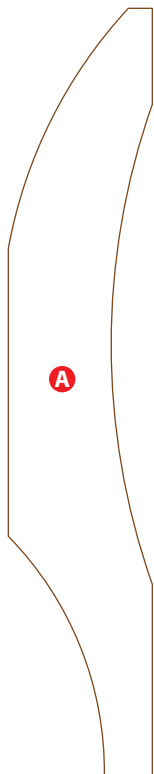
Please note: Printers vary. After printing and assembling the patterns, please measure them to verify that they match the indicated dimensions.



COMPACT QUILT HANGER


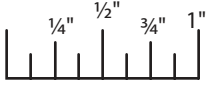


DOVETAILED CHEST




DOVETAILED CABINET FULL-SIZE PATTERN - 1

To ensure that the full-size patterns are the correct sizes, your printer should be set to print at 100% (not fit to page). Measure the full-size patterns to verify the sizes.




DOVETAILED CABINET FULL-SIZE PATTERN - 2

To ensure that the full-size patterns are the correct sizes, your printer should be set to print at 100% (not fit to page). Measure the full-size patterns to verify the sizes.



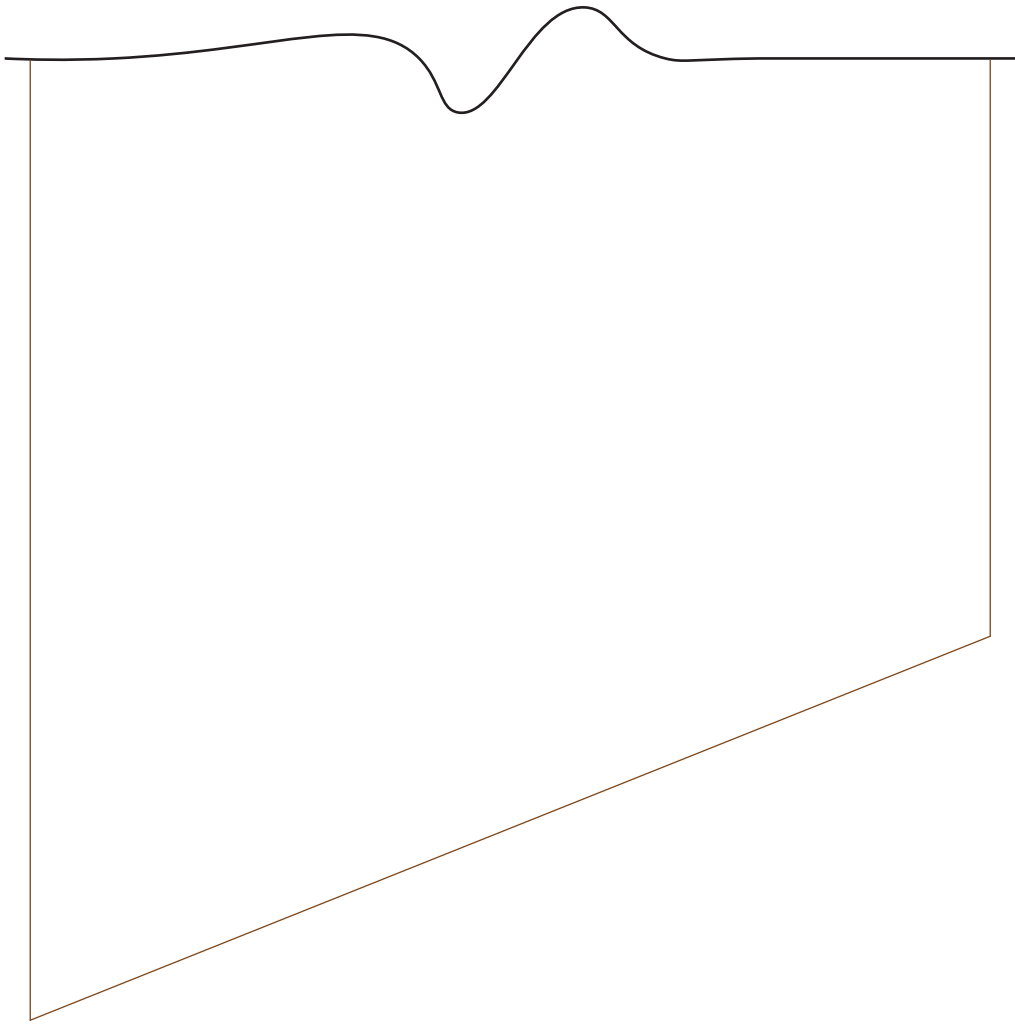
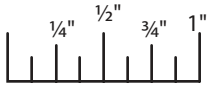
DOVETAILED CABINET FULL-SIZE PATTERN - 3

To ensure that the full-size patterns are the correct sizes, your printer should be set to print at 100% (not fit to page). Measure the full-size patterns to verify the sizes.




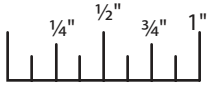
DOVETAILED CABINET FULL-SIZE PATTERN - 4

To ensure that the full-size patterns are the correct sizes, your printer should be set to print at 100% (not fit to page). Measure the full-size patterns to verify the sizes.




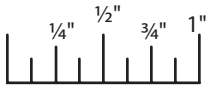
DOVETAILED CABINET FULL-SIZE PATTERN - 5

To ensure that the full-size patterns are the correct sizes, your printer should be set to print at 100% (not fit to page). Measure the full-size patterns to verify the sizes.



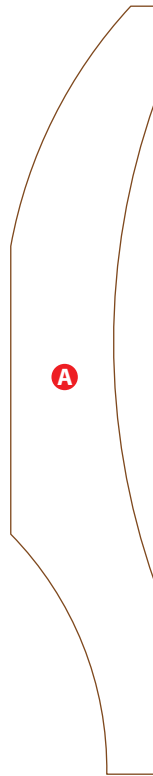
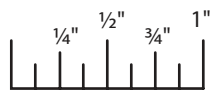
DOVETAILED CABINET FULL-SIZE PATTERN - 6

To ensure that the full-size patterns are the correct sizes, your printer should be set to print at 100% (not fit to page). Measure the full-size patterns to verify the sizes.



COMPACT QUILT HANGER FULL-SIZE PATTERN

To ensure that the full-size patterns are the correct sizes, your printer should be set to print at 100% (not fit to page). Measure the full-size patterns to verify the sizes.



BANDSAW SLED FULL-SIZE PATTERN

To ensure that the full-size patterns are the correct sizes, your printer should be set to print at 100% (not fit to page). Measure the full-size patterns to verify the sizes.

